

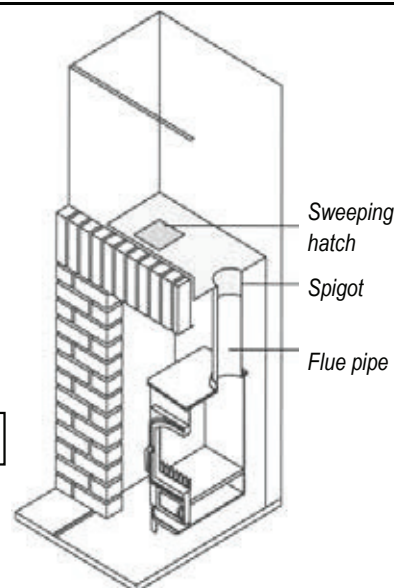
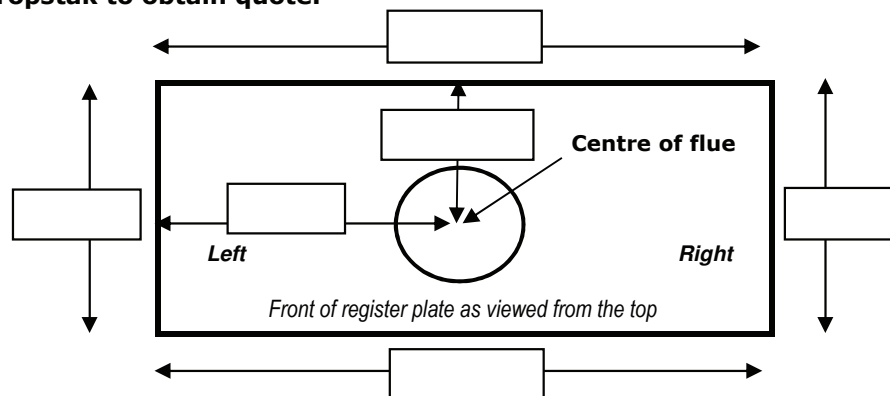
# Register plates

- Made to order service

**Application form - August 2019**

When installing a freestanding wood or multifuel burning stove into a fireplace recess it is necessary to fit a suitable "corrosion resistant metal plate" in accordance with British Standard 8303 ; Part 3: 1994. Installers also use a metal plate when a chimney has been fitted with a flexible flue liner.

**Please fill out details & dimensions in boxes, then send to Topstak to obtain quote.**



Extras Required  
 Angles  Spigot  Hatch  Material  (S/Steel or Galvanised Steel)

**Extras specifications** - (If you want something different please ask)

Sweeping hatch- Nominal 200 x 200mm hatch fixed by stainless screws over access hole that is usually central between flue hole & side.

Angle section- Nominal 30mm x 30mm angle from same material as ordered for plate in four lengths equal to edges of plate.

Spigot options-

Inches nominal	5"	6"	7"	8"
MM - nominal	123	148	178	198

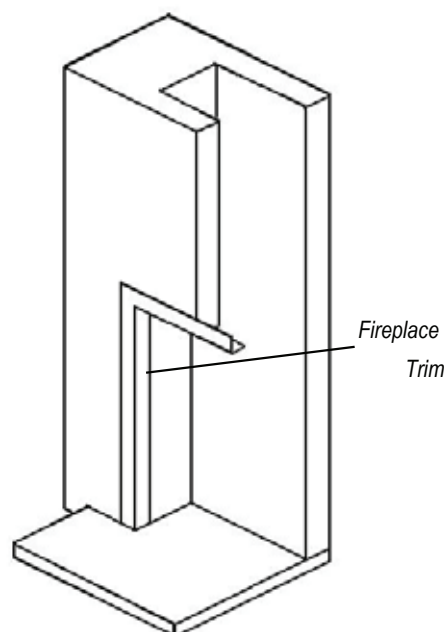
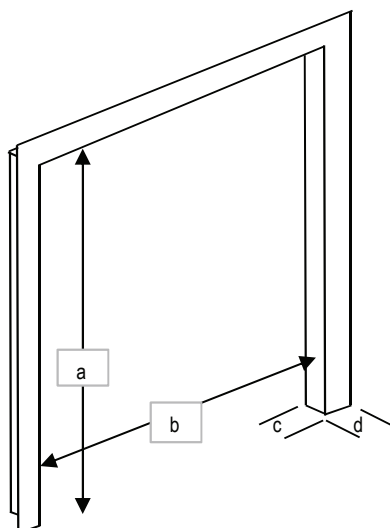
Other diameters can be provided. No extra charge for crimped end.

# Fireplace Trims

- Made to order service

Fireplace Trims are an ideal solution to finish off a plain fireplace opening. You will need to take dimensions for the height and width of the fireplace opening along with the width of the trim (when looking directly at the fire) and the return (how far back the trim goes). Fireplace trims are manufactured in 2mm mild steel and painted to a matt black finish.

Inside Height (a)   
 Inside Width (b)   
 Return of Trim (c)   
 Width of Trim (d)



Reply to (name):

Tel. No:

Contact details:

FAX: 01446 772882 or EMAIL [sales@topstak.co.uk](mailto:sales@topstak.co.uk)